

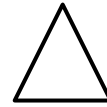




Draw something that is a cone.

Circle the flat shape you can see in a .



Draw a 3-dimensional solid. Draw one of your solid's faces. Tell an adult about the shapes you drew.

Note to Family Helpers: Your student knows how to name some three-dimensional solids: cylinders, cones, cubes, and spheres. You can often find these 3D shapes around the house in objects like soup cans, ice cream cones, boxes, and balls. For the last question, it is acceptable for your student to find and draw a different type of three-dimensional solid. Talk about the number of edges, corners, and faces on the object.